


Prep patient

Apply waterproof pad & gown

Ask patient to lift gown pre step

Preparation zone



1
Clean hands with alcohol gel or soap & water



2
Clean trolley according to local policy



3
Gather equipment onto bottom shelf

Patient zone



4
Apply apron & Clean hands



5
Open catheter pack Prepare a Critical Aseptic Field (Sterilized drape) & position waste bag



6
Open equipment onto the Critical Aseptic Field using non-touch technique (NTT)



7
Clean hands & Apply sterilized gloves



8
Prepare equipment using NTT



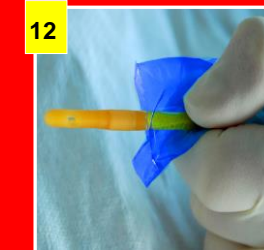
9
Apply aseptic field drapes over genitals & between legs



10
Clean urethral orifice with normal saline & gauze



11
Dispose gloves & Clean hands & apply sterilized gloves



12
Apply lubricant & Insert catheter using NTT by touching only the plastic wrapping




13
Inflate balloon using NTT



14
Attach collection bag using NTT

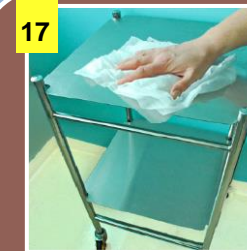


15
Dispose of waste & gloves then apron and immediately...




16
Clean hands with soap & water

Decontamination zone



17
Clean trolley according to local policy



18
Clean hands with alcohol hand rub or soap & water